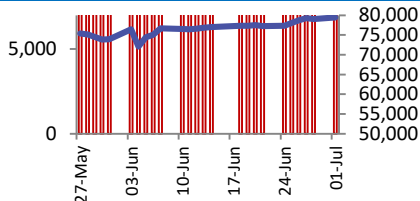
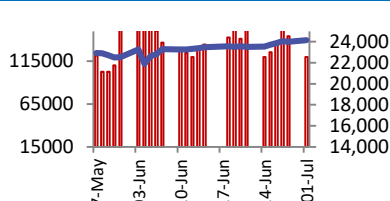


BSE



Open	79043
High	79561
Low	78972
Close	79476
Change	443
Volume (Lacs)	10213
Turnover (Rs.inCr)	10284

NSE



Open	23993
High	24164
Low	23993
Close	24142
Change	131
Volume(Lacs)	43045
Turnover(Rs.in Cr)	120031

World Markets	Current	Previous	Pt. Chg	Var(%)
Dow	39170	39119	51	0.1%
Dow Futures	39449	39511	(62)	-0.2%
Nasdaq	17879	17733	146	0.8%
FTSE	8167	8164	3	0.0%
Nikkei	39781	39631	150	0.4%
Hang Seng	17832	17719	113	0.6%
Gift Nifty	24255	24263	(8)	0.0%
Straits Singapore	3356	3339	17	0.5%
South Korea	2785	2804	(19)	-0.7%
Taiwan	22983	23059	(76)	-0.3%
Shanghai	2998	2995	3	0.1%

Commodity Prices	Current	Previous	Pt. Chg	Var(%)
Copper (\$/MT)	9630	9599	31.0	0.3%
Alumin (\$/MT)	2516	2525	(9.0)	-0.4%
Zinc (\$/MT)	2929	2938	(9.0)	-0.3%
Brent Crude (\$/bbl)	87.0	87.0	0.0	0.0%
Gold (\$/Ounce)	2332	2332	0.0	0.0%
Silver (\$/Ounce)	29.0	29.0	0.0	0.0%
Light Crude (\$/bbl)	84.0	83.0	1.0	1.2%
N G (\$/mmbtu)	2.0	2.0	0.0	0.0%
Sugar (\$/MT)	586.0	598.0	(12.0)	-2.0%
Rubber (Rs./kg)	205.0	206.0	(1.0)	-0.5%
Baltic Dry Index	2158	2050	108.0	5.3%

Currency Exchange Rate	Current	Previous	Var(%)
Rs./ \$ rate	83.45	83.39	0.07%
Rs./ Euro	89.78	89.30	0.54%
Rs./Chinese Yuan	11.48	11.48	0.00%
Yen / \$ rate	161.62	161.46	0.10%
\$ US/Euro	1.07	1.07	0.00%

Dollar Index	Current	Previous	Var(%)
Dollar Index	105.26	105.28	-0.02%

Support/ Resistance Levels for Today		
	Nifty	Bank Nifty Fut
Support 1	24040	52400
Support 2	23970	52100
Resistance	24200	52900

Securities in Ban For Trade	
INDIACEM	INDUSTOWER

Market Review

US: Stocks were higher Monday with the Nasdaq Composite closing at a record, as Wall Street looked to maintain the strong momentum seen in the first half of 2024.

Asia: Markets in the Asia-Pacific region logged losses on Tuesday morning, ignoring overnight gains in US stocks as investors worried about outcome of the presidential election.

India: The Indian benchmark indices recouped losses from last session and closed at all-time highs on Monday, tracking gains in shares of HDFC Bank Ltd. and Infosys Ltd. **Market is expected to open on a positive note and likely to witness range bound move during the day.**

Global Economy: U.S. construction spending unexpectedly fell in May as higher mortgage rates depressed single-family homebuilding, and recovery is likely to be muted by improving housing supply. The Commerce Department's Census Bureau said on Monday that construction spending dipped 0.1% after an upwardly revised 0.3% increase in April. Economists polled by Reuters had forecast construction spending rebounding 0.2% after a previously reported 0.1% fall in April. Construction spending increased 6.4% year-on-year in May. Spending on private construction projects slipped 0.3% in May after rising 0.4% in the prior month. Investment in residential construction dropped 0.2% after surging 0.9% in April. Outlays on new single-family construction projects decreased 0.7%. Spending on multi-family housing was unchanged. Mortgage rates shot up in May, hurting homebuilder confidence, homebuilding and home sales. German inflation fell more than expected in June, resuming its downward trend after two consecutive months of increases and leaving the door open for another rate cut by the European Central Bank in September. Inflation eased to 2.5% in June, preliminary data from the federal statistics office showed on Monday, down from 2.8% in May and below the 2.6% forecast by analysts in a Reuters poll. Inflation figures for Germany and other major European economies suggest that euro zone inflation data - to be published on Tuesday - will also show a broad easing of price pressures. Headline inflation was pulled lower in June mainly by a drop in energy prices. Core inflation, which excludes volatile food and energy prices, fell to 2.9% from 3.0% in May.

Commodities: Gold price posts small gains early Tuesday, following a positive start to the Big week.

Oil prices were little changed on Tuesday, holding near the two-month highs reached in the previous session, on expectations for rising fuel demand from the summer travel season and possible U.S. interest rate cuts that could boost economic growth.

Currency: The U.S. dollar hovered near an almost 38-year high to the yen on Tuesday following a surge in Treasury yields as investors contemplated the potential for a second Donald Trump presidency.

FII Derivative Transactions (Rs. Cr)

Contracts	Purchase		Sell		Net	Open Interest (OI)		OI (Previous day)		Change	
	Contract	Value	Contract	Value		Contract	Value	Contract	Value	Contract	Value
Index Future	41894	2803	38704	2539	264	536659	34381	533605	34008	3054	373
Index Option	18061283	1383745	18433815	1408678	(24933)	5331274	366913	4859431	334349	471843	32564
Stock Future	251911	19852	265954	20835	(983)	3924728	301119	3920081	298571	4647	2548
Stock Option	431571	35435	435762	35754	(319)	277639	21690	210902	16224	66737	5466
Total	18786659	1441835	19174235	1467806	(25971)	10070300	724103	9524019	683152	546281	40951

FII All Activity-BBG (Rs Cr)	Buy	Sell	Net
24-Jun-24	14524	13663	860
25-Jun-24	17843	15378	2465
26-Jun-24	20022	18509	1513
27-Jun-24	33718	25960	7758
28-Jun-24	22819	21266	1553
Month to date- June	405908	379967	25940
FII (Prov.) (Rs Cr)	Buy	Sell	Net
25-Jun-24	17332	16156	1176
26-Jun-24	19921	23456	(3535)
27-Jun-24	30849	23191	7659
28-Jun-24	20606	20629	(23)
1-Jul-24	13206	13632	(426)
Month to date-July	13206	13632	(426)
DII (Prov.) (Rs. Cr)	Buy	Sell	Net
25-Jun-24	13519	13669	(149)
26-Jun-24	18342	13239	5104
27-Jun-24	26887	30493	(3606)
28-Jun-24	20973	14315	6658
1-Jul-24	16210	12293	3917
Month to date-July	16210	12293	3917
FII Debt - BBG (Rs. Cr)	Buy	Sell	Net
24-Jun-24	791	335	456
25-Jun-24	4824	3757	1066
26-Jun-24	2105	1340	765
27-Jun-24	2579	1633	946
28-Jun-24	5267	3060	2207
Month to date- June	46997	29174	17823

Market Breadth	BSE		NSE	
	No.	%	No.	%
Advance	2630	63%	1913	69%
Decline	1381	33%	793	29%
Unchanged	135	3%	54	2%

Market Turnover	01-Jul	28-Jun	Var (%)
BSE Cash	10284	10541	-2%
NSE Cash	120031	144358	-17%
NSE Futures	126327	175264	-28%
NSE Options	21534683	13537555	59%
Total (Rs.Cr)	21791326	13867718	57%

Volatility Index	01-Jul	28-Jun
Volatility Index	13.83	13.80

Index PE - TTM	01-Jul	Yr. High	Yr. Low
Sensex	24.2	26.0	21.8
Nifty	23.0	28.8	20.3

Corporate News

Gandhar Oil Refinery Signs Rs 375-Crore Annual Contract with Abu Dhabi Oil

The foreign material subsidiary of Gandhar Oil Refinery (India) Ltd. has received a three-year contract from Abu Dhabi National Oil Co. for Distribution PJSC, UAE. Texol Lubritech FZC has signed the contract for manufacturing, packaging, labelling, and making the products available on a contract basis. The estimated annual value of the contract is Rs 375 crore for each of the years 2024, 2025, and 2026, the company said in an exchange filing on Monday. The contract quantity is estimated to be 30 million litres per year. (BQ)

Patanjali Foods to buy Patanjali Ayurved's non-food biz for Rs 1,100 cr

Baba Ramdev-led Patanjali Ayurved has decided to sell its home and personal care business to listed group firm Patanjali Foods Ltd for Rs 1,100 crore. The acquisition will help edible oil firm Patanjali Foods to become an FMCG company. In a regulator filing, Patanjali Foods informed that the board has approved the "acquisition of the entire non-food business undertaking i.e. hair care, skin care, dental care and home care carried out by Patanjali Ayurved, including but not limited to all movable assets, immovable properties, contracts, licenses, books and records, employees and certain assumed liabilities of PAL through a slump sale arrangement on a going concern basis". The deal will accelerate the company's transition into a leading FMCG company, Patanjali Foods said. (BS)

Economy

Heatwave Drives India's Power Consumption Up By 9% In June

India's electricity usage increased by almost 9% to 152.4 billion units in June, as compared with the same period last year, primarily due to extreme heat that led to higher use of cooling devices such as air conditioners and desert coolers. In June 2023, power consumption was recorded at 140.27 BU, according to official statistics. The maximum daily supply (peak power demand met) increased to 245.41 GW in June 2024, as compared to 223.29 GW in the same month the previous year. The peak power demand reached 224.10 GW in June 2023. (BQ)

International

Microsoft consolidates retail channels in China

Microsoft is consolidating its retail channels in mainland China, the firm said in response to media reports that it is closing its network of authorised physical retailers in the world's second-largest economy. Microsoft did not confirm or deny the closures and did not comment on the number of authorised stores that would be impacted by the consolidation, in response to a request for comment from Reuters. (Inv)

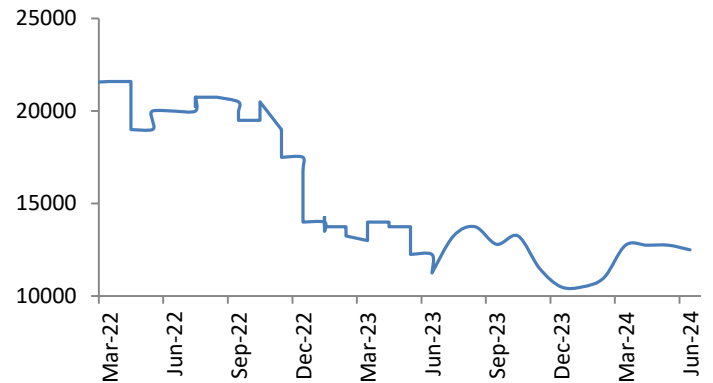
Top 5 Nifty Gainers	01-Jul	28-Jun	Var(%)
TECHM	1472	1430	2.9%
WIPRO	527	515	2.4%
BAJFINANCE	7277	7116	2.3%
GRASIM	2726	2670	2.1%
ULTRACEMCO	11905	11668	2.0%
Top 5 Nifty Losers	01-Jul	28-Jun	Var(%)
NTPC	370	378	-2.3%
SBIN	842	849	-0.8%
EICHERMOT	4636	4673	-0.8%
DRREDDY	6354	6402	-0.8%
APOLLOHOSP	6141	6186	-0.7%

BSE Index Watch	Last	1 day	1 wk	1 mth	1 yr
SENSEX	79476	0.6%	2.8%	7.5%	22.8%
MIDCAP	46671	1.1%	1.2%	8.9%	62.2%
SMLCAP	52952	1.6%	1.7%	12.0%	62.4%
AUTO	57525	0.4%	0.0%	8.5%	64.7%
BANKEX	59854	0.4%	1.9%	7.3%	18.5%
Capital Goods	72727	0.6%	0.3%	3.8%	78.6%
FMCG	20731	0.9%	1.3%	6.2%	10.9%
Health Care	37251	0.4%	1.5%	6.8%	44.3%
IT	37630	1.8%	4.1%	13.3%	26.0%
METAL	33293	0.7%	-0.4%	1.8%	61.9%
Oil & Gas	29546	0.2%	2.8%	3.2%	62.3%
Power	7930	-0.3%	0.2%	3.0%	97.7%
Realty	8601	-0.4%	-3.0%	7.8%	106.7%

NSE USD Futures	01-Jul	28-Jun	Var (%)
July Expiry (Rs./\$)	83.56	83.46	0.1%
August Expiry (Rs./\$)	83.89	83.56	0.4%
Total Turnover (Rs. Crore)	813	1285	-37%

Sectors	TTM PE
Auto	34.31
Auto Ancillary	52.91
Banking	15.87
Engineering	44.79
Cement	77.12
Diamonds & Jewellery	62.88
Housing Finance	25.09
Infrastructure & Const	32.01
Metals-Aluminium	41
Metal - Steel	19.39
Oil Expl.	16.6
Pharma	10.2
Power – Gen. Supp.	40.78
Information Tech.	25.24
Sugar	19.89
Telecom Serv. Prov.	87.09
Tyres	28.77

Copra prices INR per quintal (Source: BBG)



10 year G-Sec Yield	Current	Previous	Change
US	4.45%	4.46%	(1) bps
Japan	1.08%	1.06%	2 bps
India	7.01%	7.01%	0 bps
UK	4.28%	4.17%	11 bps
Libor 3 Mths	5.59%	5.59%	0 bps

Indian Eco Data	Current	Previous	Var(%)
Forex Reserve (US\$ in bn)	652	647	0.7%
Inflation - WPI	2.61%	1.26%	135 bps
Inflation - CPI	4.75%	4.83%	(8) bps

India GDP	Q4FY24	Q3FY24	Var(%)
Growth	7.76%	8.57%	(81) bps

Monetary Policy	Current	Previous	Change
Repo Rate	6.50%	6.50%	0 bps
Reverse Repo Rate	3.35%	3.35%	0 bps
CRR	4.50%	4.50%	0 bps
O/S Banking System Liquidity (Rs bn)	722	723	(1.0)

IIP Growth %	Jan-24	Jan-23	Apr-Feb
IIP	5.0	4.6	6.3
Mining	5.9	9.0	8.5
Manufacturing	3.2	4.5	5.7
Electricity	5.6	12.7	7.0

ADR Price Movement

Company	Price (US\$)	Volume	Previous Day Price	Volume	Variance (%)	No. of Share Per ADR	ADR Price (Rs.)	BSE Price	Variance (%)
Infosys Tech	18.76	8064196	18.62	9520327	0.75%	1	1565.45	1590.80	-1.6%
Wipro	6.19	3075414	6.10	5547325	1.48%	1	516.53	527.35	-2.1%
Dr.Reddy's	75.41	311451	76.19	248553	-1.02%	1	6292.69	6353.70	-1.0%
ICICI Bank	28.81	2502573	28.81	5988752	0.00%	2	1202.04	1211.85	-0.8%
HDFC Bank	64.10	3049496	64.33	3539139	-0.36%	3	1782.97	1705.20	4.6%

GDR's (US\$)

	Prices	Prev. Close	Change	Var %
L&T	42.40	42.60	(0.2)	-0.5%
RIL	74.20	74.60	(0.4)	-0.5%
SBI	101.00	101.00	0.0	0.0%

US Economy Data

	Current	Previous
Inflation (YoY)	3.30%	3.40%
Unemployment (%)	4.00%	3.90%

Interest Rate (%)

	Current	Previous
Fed Rate	5.50%	5.50%

US GDP

	Q1CY24	Q4CY23	Q4CY22
Growth (QoQ Annualized)	1.40%	3.40%	2.60%

China Economy Data

	Current	Previous
GDP	5.30%	5.20%
Inflation – CPI (%)	0.30%	0.30%

Economic Calendar

	Date
Indian GDP Data	30 Aug
Indian Inflation Data CPI	12 Jul
Indian Inflation Data WPI	15-Jul
Indian Monetary Policy	08 Aug
India's Industrial Production (IIP)	12 Jul
US Inflation Data	11 Jul
US GDP	25 Jul
US Unemployment Data	05 Jul
US Fed Rate	31 Jul
China GDP	15 Jul
China Inflation Data	10 Jul

Event Update

Name	Date	Purpose
Bajaj Consumer Care Ltd.	02-07-2024	Buy Back of Shares
Epigral Ltd.	02-07-2024	Rs.5.00 per share(50%)Final Dividend
Oil India Ltd.	02-07-2024	Bonus issue
Dalmia Bharat Sugar And Industries Ltd.	03-07-2024	Rs.1.25 per share(62.5%)Final Dividend
GPT Infraprojects Ltd.	03-07-2024	Bonus issue
Worth Investment & Trading Co Ltd.	03-07-2024	Stock Split from Rs.10/- to Re.1/-
eClerx Services Ltd.	04-07-2024	Buy Back of Shares
SKF India Ltd.	04-07-2024	Rs.130.00 per share(1300%)Final Dividend
Tata Power Company Ltd.	04-07-2024	Rs.2.00 per share(200%)Final Dividend
3M India Ltd.	05-07-2024	Rs.525.00 per share(5250%)Special Dividend
Allsec Technologies Ltd.	05-07-2024	Rs.15.00 per share(150%)Final Dividend
Apollo Tyres Ltd.	05-07-2024	Rs.6.00 per share(600%)Final Dividend
Artemis Medicare Services Ltd.	05-07-2024	Rs.0.45 per share(45%)Final Dividend
Astrazeneca Pharma India Ltd.	05-07-2024	Rs.24.00 per share(1200%)Final Dividend
Bharat Forge Ltd.	05-07-2024	Rs.6.50 per share(325%)Final Dividend
Biocon Ltd.	05-07-2024	Rs.0.50 per share(10%)Final Dividend
Inventory Growth & Securities Ltd.	05-07-2024	Right Issue of Equity Shares
Milkfood Ltd.	05-07-2024	Rs.2.50 per share(25%)Interim Dividend
Navin Fluorine International Ltd.	05-07-2024	Rs.7.00 per share(350%)Final Dividend
Nucleus Software Exports Ltd.	05-07-2024	Rs.12.50 per share(125%)Final Dividend
Piramal Enterprises Ltd.	05-07-2024	Rs.10.00 per share(500%)Final Dividend
Redington Ltd.	05-07-2024	Rs.6.20 per share(310%)Dividend
Remsons Industries Ltd.	05-07-2024	Stock Split from Rs.10/- to Rs.2/-
Siddhika Coatings Ltd.	05-07-2024	Dividend
Thermax Ltd.	05-07-2024	Rs.12.00 per share(600%)Dividend

Bulk Deal As On 01/07/24

BSE

Security Code	Security Name	Client Name	Deal	Quantity	Price
524288	AIMCOPEST	DAMODAR PRASAD AGARWAL	B	50000	102.79
539300	AKSPINTEX	COUNTER CYCLICAL INVESTMENTS PRIVATE LIMITED	S	30541	257.58
539300	AKSPINTEX	LIESHA CORPORATION PRIVATE LIMITED .	S	39603	255.12
539300	AKSPINTEX	LIESHA CORPORATION PRIVATE LIMITED .	B	31018	259.33
538952	ALFL	MAHESH KUMAR	S	378886	2.95
531991	AMRAAGRI	JAI VINAYAK SECURITIES	S	391337	1.18
531991	AMRAAGRI	JAI VINAYAK SECURITIES	B	917971	1.17
542176	ARYAN	DHANUSH DILP KUMAR SURANA SURANA	B	16000	20.05
542176	ARYAN	ZUBER TRADING LLP	S	16608	20.11
538713	ATISHAY	JAYASEELAN SINGARAVELU	S	80000	127.85
512149	AVANCE	INTERTICK DEVELOPERS PRIVATE LIMITED	S	38381881	0.94
512149	AVANCE	MULTIPLIER SHARE & STOCK ADVISORS PRIVATE LIMITED	S	25	0.95
512149	AVANCE	MULTIPLIER SHARE & STOCK ADVISORS PRIVATE LIMITED	B	20000025	0.93
512149	AVANCE	TOPGAIN FINANCE PRIVATE LIMITED	B	13000000	0.97
504340	CONFINT	RUCHIRA GOYAL	S	74000	7.52
544195	COTFAB	ANSARI NAMRA FIRDAUS AAMIR ANJUM	S	114000	72.04
539770	DARJEELING	N L RUNGTA (HUF)	S	20982	7.01
543516	DHYANITR	CHINTAN NAYAN BHAI RAJYAGURU	S	47600	23
543516	DHYANITR	GAURANG ABHAYKUMAR NATHVANI	B	28000	23
543516	DHYANITR	LAXMAN HARKISHAN NARANG	B	25200	23.02
512008	EFCIL	BLACK HAWK PROPERTIES PRIVATE LIMITED	S	250000	565
512008	EFCIL	SOCIETE GENERALE	B	350000	565
514386	GUJCOTEX	MULTIPLIER SHARE & STOCK ADVISORS PRIVATE LIMITED	B	93581	5.99
513337	GUJTLRM	SW CAPITAL PRIVATE LIMITED	B	300000	14.5
540377	IFL	SHUBHAM ASHOKBHAI PATEL	S	2869376	1.67
540377	IFL	SHUBHAM ASHOKBHAI PATEL	B	11574	1.66
509051	INDINFO	TOPGAIN FINANCE PRIVATE LIMITED	S	3714482	1.49
509051	INDINFO	TOPGAIN FINANCE PRIVATE LIMITED	B	6514482	1.48
590041	KAVVERITEL	MULTIPLIER SHARE & STOCK ADVISORS PRIVATE LIMITED	S	151783	22.44
514060	MARKOBENZ	DIPAKKUMAR DAHYALAL PATEL	S	235000	17.64
514060	MARKOBENZ	GB HOSPITALITY (INDIA) PRIVATE LIMITED	B	100000	17.61
514060	MARKOBENZ	SAUMIL ARVINDBHAI BHAVNAGARI	B	97611	17.6
538895	MIHIKA	VAKANDA SERVICES PRIVATE LIMITED	S	53530	26.19
541337	MILEFUR	AKASH GOYAL	S	48000	9.63
541337	MILEFUR	POOJAMAMODIA	B	87000	9.32
543280	NAZARA	FASHIONS BRANDS (INDIA) PRIVATE LIMITED	S	600000	872
543280	NAZARA	GYAANA RETREAT & SERVICES PRIVATE LIMITED	S	600000	872
543280	NAZARA	PARIJATA TRADING PRIVATE LIMITED	S	600000	872
543280	NAZARA	TIMF HOLDINGS	B	1200000	872
514330	ONEGLOBAL	MULTIPLIER SHARE & STOCK ADVISORS PRIVATE LIMITED	S	67923	146.16
514330	ONEGLOBAL	VIKASA GLOBAL FUND PCC - EUBILIA CAPITAL PARTNERS FUND I	B	95000	146.17
531512	ORIENTTR	DAMINI COMMOALES LLP	S	246182	12.14
531512	ORIENTTR	DAMINI COMMOALES LLP	B	7621	12.24
531512	ORIENTTR	SAROJBEN BABULAL SHAH	B	82300	12.15
540198	OSIAJEE	MEENA SAROYA	S	43399	39.3
540198	OSIAJEE	RAVINDER KUMAR	B	32925	39.39
511557	PROFINC	VIGNESHWARAN	B	1730001	1.22
544091	QLL	MATALIA STOCK BROKING PRIVATE LIMITED	S	62400	204.56
544091	QLL	MATALIA STOCK BROKING PRIVATE LIMITED	B	62400	203.95

544091	QLL	NU HEIGHTS AGENCY PRIVATE LIMITED	S	50400	193.29
544091	QLL	PADMAWATI REALCON PRIVATE LIMITED	S	104400	201.55
544091	QLL	PRASUN ROY	B	52800	195.28
541601	RAJNISH	INTEX COMMOSALES LLP	S	7360310	5.82
541601	RAJNISH	INTEX COMMOSALES LLP	B	1500	5.92
541601	RAJNISH	JOYDEEP COMMOSALES LLP	B	4485014	5.84
531893	SAWABUSI	NIKHIL RAJESH SINGH	S	4447006	0.86
531893	SAWABUSI	SANJEEV HARBANSLAL BHATIA	S	3000000	0.86
506906	SCBL	GIRIDHAR GUPTA SOMISETTY	B	127509	3.08
506906	SCBL	ROHIT SHAMBHULAL JOISAR	S	139359	2.95
512399	SERA	BAKSHU TRADING PRIVATE LIMITED	S	1750000	18.58
512399	SERA	FLYONTRIP SERVICES PRIVATE LIMITED .	B	1000000	18.58
512399	SERA	URVISH RAMESHCHANDRA VORA	S	602500	18.58
512399	SERA	ZEAL GLOBAL OPPORTUNITIES FUND	B	1187945	18.58
539199	SGFIN	SANJAY GARG	B	850000	396.34
539199	SGFIN	SIXTEENTH STREET ASIAN GEMS FUND	S	1044153	400.19
540147	SHASHIJIT	SHUBHAM ASHOKBHAI PATEL	S	373302	6.79
540147	SHASHIJIT	SHUBHAM ASHOKBHAI PATEL	B	383302	6.98
526479	SKYIND	COUNTER CYCLICAL INVESTMENTS PRIVATE LIMITED	B	51807	90
526479	SKYIND	KARAN BINDAL	S	50013	90
531398	SOURCENTRL	GUTTIKONDA VARA LAKSHMI	B	59359	182.23
543745	SVS	SHASHIKANT SHARMA (HUF)	S	480000	10.98
543745	SVS	YELLOWSTONE VENTURES LLP	B	300000	10.94
531039	SWADHATURE	DHARMISHTABEN BHUPENDRA PATEL	B	40529	12.73
531039	SWADHATURE	LAXMANBHAI RAVJIBHAI GAJERA	B	50000	12.73
531039	SWADHATURE	MULTIPLIER SHARE & STOCK ADVISORS PRIVATE LIMITED	S	100000	12.73
531039	SWADHATURE	RAVI YOGESHBHAI SHAH	S	32000	12.73
531039	SWADHATURE	SERA INVESTMENTS & FINANCE INDIA LIMITED	B	70894	12.73
531039	SWADHATURE	SIMONI GUPTA	S	41200	12.73
521005	TITANIN	KOTVAK LOGISTICS LLP	S	80000	44.68
542765	TRANSPACT	NIRANJANKESHAVAN	S	2000	237.6
542765	TRANSPACT	VISHAL MAHESH WAGHELA	B	4000	250.05
540726	TFFL	SANKET RAMESH FUKE	S	75000	39.29
539040	TTIL	AVANCE VENTURES PRIVATE LIMITED	B	300000	24.38
539040	TTIL	NIRAJ RAJNIKANT SHAH	S	357544	24.38

NSE

Security Code	Security Name	Client Name	Deal	Quantity	Price
AMIABLE	Amiable Logistics (I) Ltd	PRADEEP AGARWAL	SELL	11200	79.94
ASIANILES	Asian Granito India Limit	SANJAY GARG	SELL	1292743	73.25
BLUEPEBBLE	Blue Pebble Limited	ABSOLUTE RETURNS SCHEME	SELL	31200	283.55
CMMIPL	CMM Infraprojects Limited	PRAFULKUMAR JAYANTILAL SANGHVI HUF	BUY	159000	2.03
DIGISPICE	DiGISPICE Technologies LT	LTD MEDIATEK INDIA TECHNOLOGY PVT	SELL	1430616	47.69
INDSWFTLAB	Ind-Swift Labs Ltd.	WILSON HOLDINGS PRIVATE LIMITED	SELL	400000	131.83
KRISHNADEF	Krishna Def and Ald Ind L	CREDENT ASSET MANAGEMENT SERVICES PRIVATE LIMITED PMS A/C ORBIS0000154	SELL	99000	1048.54
KSHITI-RE	Kshitij Poly line Limited	DAMODHAR REDDY CHOPPAKATTALA	BUY	253648	0.96
KSHITI-RE	Kshitij Poly line Limited	NIKHIL AGRAWAL	SELL	294000	0.96
MANDEEP	Mandeep Auto Industries L	PLOUTUS ADVISORS INDIA PRIVATE LIMITED	BUY	64000	62.93
MASON	Mason Infratech Limited	ALPHA ALTERNATIVES FINANCIAL SERVICES PRIVATE LIMITED	SELL	238000	88
MASON	Mason Infratech Limited	JITENDRA MULARAM CHOUDHARY	BUY	140000	88.6
MASON	Mason Infratech Limited	LEADING LIGHT FUND VCC THE TRIUMPH FUND	SELL	132000	83.6
MASON	Mason Infratech Limited	MULTIPLIER SHARE & STOCK ADVISORS PRIVATE LIMITED	BUY	230000	84.75
MASON	Mason Infratech Limited	NECTA BLOOM VCC - NECTA BLOOM ONE	SELL	130000	85.72
MASON	Mason Infratech Limited	ROHAN GUPTA	BUY	162000	89.51
MASON	Mason Infratech Limited	STCI PRIMARY DEALER LIMITED	SELL	116000	88
MEDIORG	Medicamen Organics Ltd	MULTIPLIER SHARE & STOCK ADVISORS PRIVATE LIMITED	SELL	80000	137.5
MEDIORG	Medicamen Organics Ltd	SAURABH TRIPATHI	BUY	100000	142.98
NAVKARCORP	Navkar Corporation Ltd.	RAJASTHAN GLOBAL SECURITIES PVT LTD	BUY	983056	109.71
NAVKARCORP	Navkar Corporation Ltd.	S I INVESTMENTS ## BROKING PVT.LTD	SELL	1000000	109.94
RIIL	Reliance Indl Infra Ltd	GRAVITON RESEARCH CAPITAL LLP	SELL	79293	1387.49
RELIGARE	Religare Enterprises Limi	PLUTUS WEALTH MANAGEMENT LLP	SELL	7100000	239.05
RELIGARE	Religare Enterprises Limi	SOCIETE GENERALE	BUY	5050000	239
SAKUMA	Sakuma Ex ports Limited	AL MALAKI FOODSTUFF TRADING LLC	SELL	2825000	35.39
SOBHA-RE	Sobha Ltd-RE	ICICI PRUDENTIAL EQUITY OPPORTUNITIES FUND SERIES-II	BUY	102730	276.78
SOBHA-RE	Sobha Ltd-RE	ICICI PRUDENTIAL MUTUAL FUND UNITS -ICICI PRUDENTIAL HOUSING OPPORTUNITIES FUND	BUY	140000	273.55
SOBHA-RE	Sobha Ltd-RE	LIFE INSURANCE CORPORATION OF INDIA	SELL	69430	278.62
SOBHA-RE	Sobha Ltd-RE	VANGUARD EMERGING MARKETS SHARES INDEX FUND	SELL	229262	273.67
SYLVANPLY	Sylvan Ply board (India) L	JRK STOCK BROKING PVT LIMITED	BUY	118000	68.98
SYLVANPLY	Sylvan Ply board (India) L	L7 HITECH PRIVATE LIMITED	BUY	104000	66
SYLVANPLY	Sylvan Ply board (India) L	YOGOMAYA DEALERS PRIVATE LIMITED	BUY	150000	66.89
TBI	TBI Corn Limited	YUGA DOSHI	BUY	102000	302
CLOUD	Varanium Cloud Limited	STATSOL RESEARCH LLP	SELL	231000	30.68
VERANDA	Veranda Learning Sol Ltd	UJWAL KUMAR PAGARIYA	BUY	400362	240.77
VIVIDHA	Visagar Poly tex Ltd	POPAT UKHARDU CHAUDHARI	SELL	1968776	1.12
VISAMAN	Visaman Global Sales Ltd	MANIBHADRAVIR CONSULTANCY	BUY	159000	47.14
VISAMAN	Visaman Global Sales Ltd	STCI PRIMARY DEALER LIMITED	SELL	90000	45.1
VISAMAN	Visaman Global Sales Ltd	VISHAL BIPINKUMAR DOSHI	BUY	276000	47.35
VISAMAN	Visaman Global Sales Ltd	YUGA STOCKS AND COMMODITIES PRIVATE LIMITED .	BUY	120000	47.35
WINNY	Winy Immigra & Edu Ser L	KRISHNA AWTAR KABRA	BUY	59000	227.6
WINNY	Winy Immigra & Edu Ser L	MULTIPLIER SHARE & STOCK ADVISORS PRIVATE LIMITED	SELL	65000	227.6

Disclosure:

Research Reports that are published by Nirmal Bang Securities Private Limited (hereinafter referred to as "NBSPL") are for private circulation only. NBSPL is a registered Research Analyst under SEBI (Research Analyst) Regulations, 2014 having Registration no. INH000001766. NBSPL is also a registered Stock Broker with National Stock Exchange of India Limited, BSE Limited, Metropolitan Stock Exchange of India Limited, Multi Commodity Exchange of India Limited and , National Commodity and Derivative Exchange Limited in Capital Market , Equity and Commodities derivatives segments and Currency Derivatives Segment .

NBSPL has other business divisions with independent research teams separated by Chinese walls, and therefore may, at times, have different or contrary views on stocks and markets.

NBSPL or its associates have not been debarred / suspended by SEBI or any other regulatory authority for accessing / dealing in securities Market since last 20 years. NBSPL, its associates or analyst or his relatives do not hold any financial interest (Except Investment) in the subject company. NBSPL or its associates or Analyst do not have any conflict or material conflict of interest at the time of publication of the research report with the subject company. NBSPL or its associates or Analyst or his relatives may or may not hold beneficial ownership of 1% or more in the subject company at the end of the month immediately preceding the date of publication of this research report.

NBSPL or its associates / analyst has not received any compensation / managed or co-managed public offering of securities of the company covered by Analyst during the past twelve months. NBSPL or its associates have not received any compensation or other benefits from the company covered by Analyst or third party in connection with the research report. Analyst has not served as an officer, director or employee of Subject Company. NBSPL / analyst has not been engaged in market making activity of the subject company.

Analyst Certification: The research analysts and authors of these reports, hereby certify that the views expressed in this research report accurately reflects my/our personal views about the subject securities, issuers, products, sectors or industries. It is also certified that no part of the compensation of the analyst(s) was, is, or will be directly or indirectly related to the inclusion of specific recommendations or views in this research. The analyst(s) principally responsible for the preparation of this research report and has taken reasonable care to achieve and maintain independence and objectivity in making any recommendations.

Disclaimer:

The Research Report is for the personal information of the authorized recipient and does not construe to be any investment, legal or taxation advice. NBSPL is not soliciting any action based upon it. Nothing in the research report shall be construed as a solicitation to buy or sell any security or product, or to engage in or refrain from engaging in any such transaction. In preparing the research report, we did not take into account the investment objectives, financial situation and particular needs of the reader.

The research report has been prepared for the general use of the clients of NBSPL and must not be copied, either in whole or in part, or distributed or redistributed to any other person in any form. If you are not the intended recipient you must not use or disclose the information in the research report in any way. Though disseminated to all the customers simultaneously, not all customers may receive the research report at the same time. NBSPL will not treat recipients as customers by virtue of their receiving the research report. The research report is not directed or intended for distribution to or use by any person or entity resident in a state, country or any jurisdiction, where such distribution, publication, availability or use would be contrary to law, regulation or which would subject NBSPL & its group companies to registration or licensing requirements within such jurisdictions.

The report is based on the information obtained from sources believed to be reliable, but we do not make any representation or warranty that it is accurate, complete or up-to-date and it should not be relied upon as such. We accept no obligation to correct or update the information or opinions in it. NBSPL or any of its affiliates or employees shall not be in any way responsible for any loss or damage that may arise to any person from any inadvertent error in the information contained in the research report. NBSPL or any of its affiliates or employees do not provide, at any time, any express or implied warranty of any kind, regarding any matter pertaining to this report, including without limitation the implied warranties of merchantability, fitness for a particular purpose, and non-infringement. The recipients of the research report should rely on their own investigations.

This information is subject to change without any prior notice. NBSPL reserves its absolute discretion and right to make or refrain from making modifications and alterations to this statement from time to time. Nevertheless, NBSPL is committed to providing independent and transparent recommendations to its clients, and would be happy to provide information in response to specific client queries.

Before making an investment decision on the basis of research report, the reader needs to consider, with or without the assistance of an adviser, whether the advice is appropriate in light of their particular investment needs, objectives and financial circumstances. There are risks involved in securities trading. The price of securities can and does fluctuate, and an individual security may even become valueless. International investors are reminded of the additional risks inherent in international investments, such as currency fluctuations and international stock market or economic conditions, which may adversely affect the value of the investment. Opinions expressed are subject to change without any notice. Neither the company nor the director or the employees of NBSPL accept any liability whatsoever for any direct, indirect, consequential or other loss arising from any use of the research report and/or further communication in relation to the research report. Here it may be noted that neither NBSPL, nor its directors, employees, agents or representatives shall be liable for any damages whether direct or indirect, incidental, special or consequential including lost revenue or lost profit that may arise from or in connection with the use of the information contained in the research report.

Copyright of this document vests exclusively with NBSPL.

Our reports are also available on our website

Registration granted by SEBI and certification from NISM in no way guarantee performance of NBSPL or provide any assurance of returns to investors.

Nirmal Bang Research (Division of Nirmal Bang Securities Pvt. Ltd.)

B-2, 301/302, Marathon Innova,
Opp. Peninsula Corporate Park
Off. Ganpatrao Kadam Marg
Lower Parel(W), Mumbai-400013
Board No. : 91 22 6723 8000/8001
Fax. : 022 6723 8010